

# Trade Training Group Pty Ltd (40846)

## 2018 RTO Performance Summary Report

This report details the **2018** results of the *Student Satisfaction Survey* and selected results from the *Employer Satisfaction and Skills Survey*, as well as results from previous years of the surveys (where available). The below overview presents the key Performance Measures across **Student experience**, **Student outcomes**, and **Employer feedback**.

In 2018, 136 students from Trade Training Group Pty Ltd (40846) took part in the survey. This is a response rate of 27.0%. The average response rate for all of Victoria was 29.4%.

In 2018, 115 of the respondents in the survey were completers and 21 were early leavers.

### Performance measures

This table provides an overview of the 11 Performance Measures and is followed by a detailed analysis of these results.

	Trade Training Group Pty Ltd			2018 average
	2018	2017	Trend	Victoria
<b>Student experience</b>				
Proportion of VET students satisfied with training provided by Trade Training Group Pty Ltd	89.9% ▼	91.7%		77.0%
Proportion of VET students reporting a positive perception of teaching	87.7% ▲	86.0%		67.5%
Proportion of VET students reporting a positive perception of the assessment process	88.4% ▼	91.1%		69.1%
Proportion of VET students satisfied with generic skills and learning experiences	52.9% ▼	63.3%		43.5%
<b>Student outcomes</b>				
Proportion of VET students who achieved their main reason for training	80.9% ▼	83.8%		73.2%
Proportion of VET students with an improved employment status after training	51.7% ▲	43.4%		46.2%
Proportion of VET students going onto further study at a higher level than their completed training	4.3% ▼	6.1%		19.1%
Proportion of VET students who recommended Trade Training Group Pty Ltd	92.2% ▲	92.2%		74.8%
<b>Employer feedback</b>				
Proportion of employers of apprentices and trainees who are satisfied with training provided by Trade Training Group Pty Ltd	%	%		77.6%
Proportion of employers who recommend Trade Training Group Pty Ltd	%	%		73.3%
Proportion of employers reporting improvement in the generic skills of apprentices and trainees	%	%		56.0%

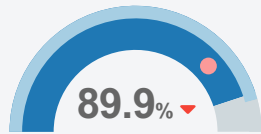
▲ Higher than previous year ▼ Lower than previous year

# Student experience summary

## Legend

Trade Training Group Pty Ltd ■ 2018 ■ 2017 ● 2018 Victorian average ▲ Higher than previous year ▼ Lower than previous year

Proportion of VET students who are **satisfied with training** provided by Trade Training Group Pty Ltd

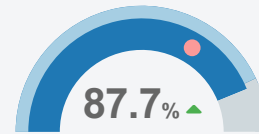


2018 n = 129

This measure is based on the proportion of students who reported that they were "Very satisfied" or "Satisfied" with training provided by the RTO, exclusive of missing items and 'not applicable' responses.

	2015	2016	2017	2018
<a href="#">Overall, how satisfied are you with your training?</a>	-	90.2	91.7 ▲	89.9 ▼

Proportion of VET students reporting a **positive perception of teaching**

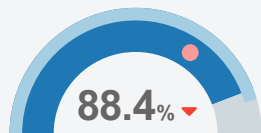


2018 n = 130

This measure is based on the proportion of students who reported that they were "Very satisfied" or "Satisfied" with **all** three components of the question, exclusive of missing items and "Not applicable" responses.

	2015	2016	2017	2018
<a href="#">Clearly taught the subject</a>	-	96.8	90.7 ▼	93.1 ▲
<a href="#">Understood your learning needs</a>	-	93.7	90.7 ▼	90.0 ▼
<a href="#">Had current industry experience</a>	-	95.2	94.3 ▼	95.3 ▲

Proportion of VET students reporting a **positive perception of the assessment process**

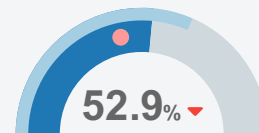


2018 n = 129

This measure is based on the proportion of students who reported that they were "Very satisfied" or "Satisfied" with **all** three components of the question, exclusive of missing items and "Not applicable" responses.

	2015	2016	2017	2018
<a href="#">Clearly outlined to you</a>	-	93.3	95.3 ▲	92.2 ▼
<a href="#">Appropriate for your studies</a>	-	94.8	92.6 ▼	92.2 ▼
<a href="#">Carried out as outlined to you</a>	-	94.7	91.6 ▼	94.6 ▲

Proportion of VET students satisfied with **generic skills and learning experiences**



2018 n = 136

This measure is based on the proportion of students who reported that they were "Very satisfied" or "Satisfied" with **all** six components of the question, exclusive of missing items and "Not applicable" responses.

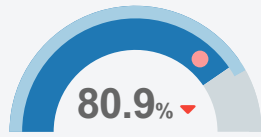
	2015	2016	2017	2018
<a href="#">English writing skills</a>	-	67.4	77.6 ▲	68.1 ▼
<a href="#">Numerical skills</a>	-	68.9	75.0 ▲	75.9 ▲
<a href="#">Problem solving skills</a>	-	82.7	84.7 ▲	82.8 ▼
<a href="#">Team working skills</a>	-	84.9	88.5 ▲	89.4 ▲
<a href="#">Self-confidence</a>	-	91.2	87.6 ▼	80.2 ▼
<a href="#">Career outlook</a>	-	83.6	82.3 ▼	82.6 ▲

# Student outcomes summary

## Legend

Trade Training Group Pty Ltd ■ 2018 ■ 2017 ● 2018 Victorian average ▲ Higher than previous year ▼ Lower than previous year

Proportion of VET students who **achieved their main reason for training**

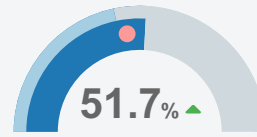


2018 n = 136

This measure is based on the proportion of students who reported they “Strongly Agree” or “Agree” that they achieved their main reason for undertaking training.

	2015	2016	2017	2018
<a href="#">You achieved your main reason for doing the course</a>	-	80.3	83.8 ▲	80.9 ▼

Proportion of VET students with an **improved employment status after training**

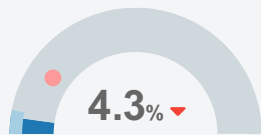


2018 n = 116

This measure is based on student responses to nine questions. Students had an “improved employment status after training” if they were employed before training and afterwards had greater responsibility, a promotion, started a new role, earned more, worked more hours, gained extra skills, completed an apprenticeship/traineeship or set up a business. For those that were unemployed, they had “improved employment status” if they got a job or set up a business.

The methodology used to construct this measure was changed in 2018. So, the results are not directly comparable over time.

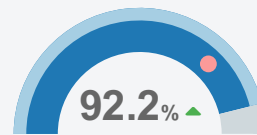
Proportion of VET students **going onto further study at a higher level than their completed training**



2018 n = 115

Students that commenced another course or further study were asked about the level of the new course. This measure is based on the proportion of students who reported that they were going onto further study at a higher level than the course recorded in their administrative data.

Proportion of VET students who **recommend Trade Training Group Pty Ltd**



2018 n = 129

This measure is based on the proportion of students who reported that they were “Very likely” or “Likely” to recommend the RTO to other students.

	2015	2016	2017	2018
<a href="#">How likely would you be to recommend this training organisation to other students?</a>	-	90.0	92.2 ▲	92.2 ▲

## Employer feedback summary

Results from the *Employer Satisfaction and Skills Survey* will only be shown where there are five or more employers of apprentices or trainees who responded.

### Legend

Trade Training Group Pty Ltd ■ 2018 ■ 2017 ● 2018 Victorian average ▲ Higher than previous year ▼ Lower than previous year

Proportion of employers who are **satisfied with training** provided by Trade Training Group Pty Ltd

No information to display - low response rate or not applicable

Proportion of employers who **recommend** Trade Training Group Pty Ltd

No information to display - low response rate or not applicable

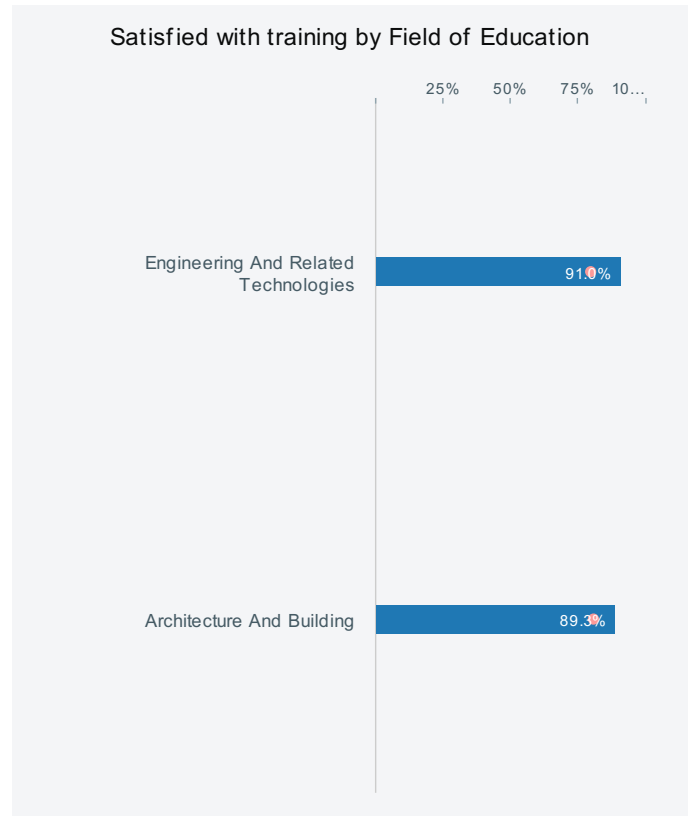
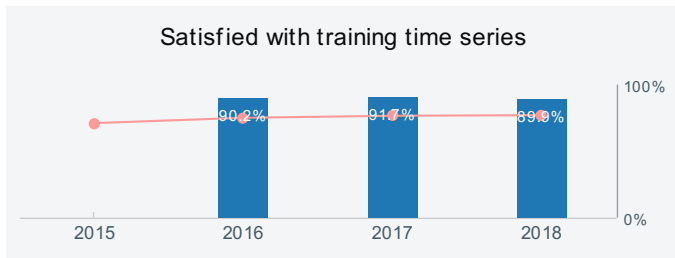
Proportion of employers reporting improvement in **generic skills**

No information to display - low response rate or not applicable

# Student experience

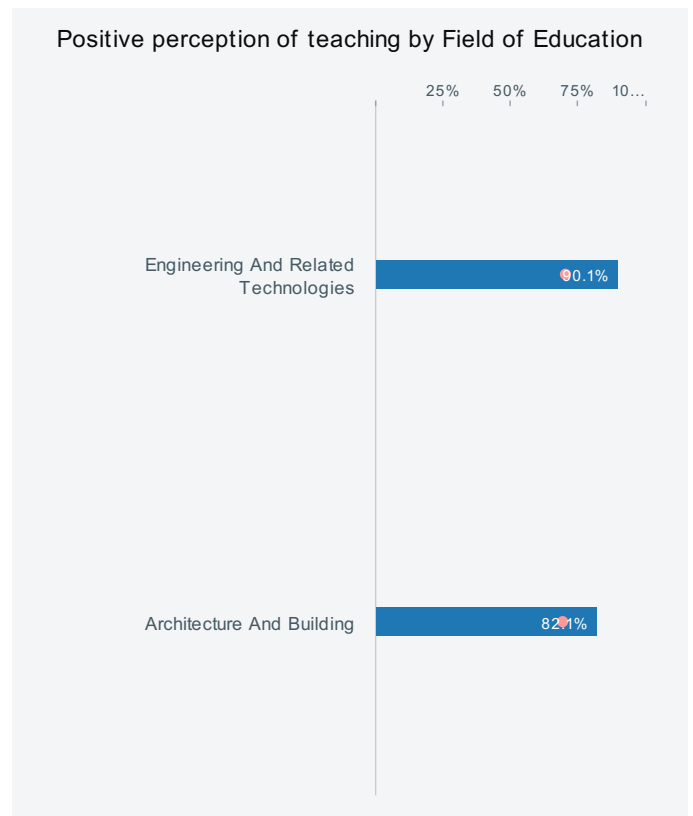
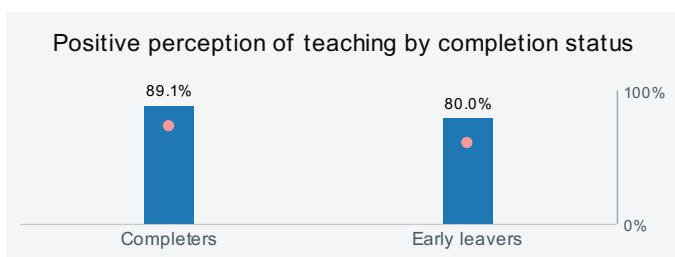
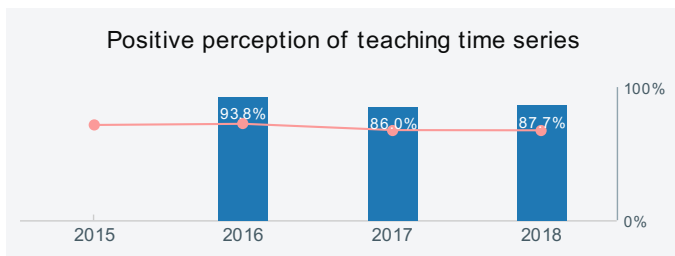
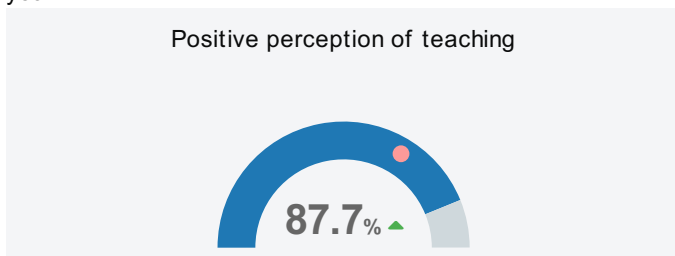
## Proportion of VET students satisfied with training provided by Trade Training Group Pty Ltd

Trade Training Group Pty Ltd ■ 2018 ● 2018 Victorian average ▲ Higher than previous year ▼ Lower than previous year



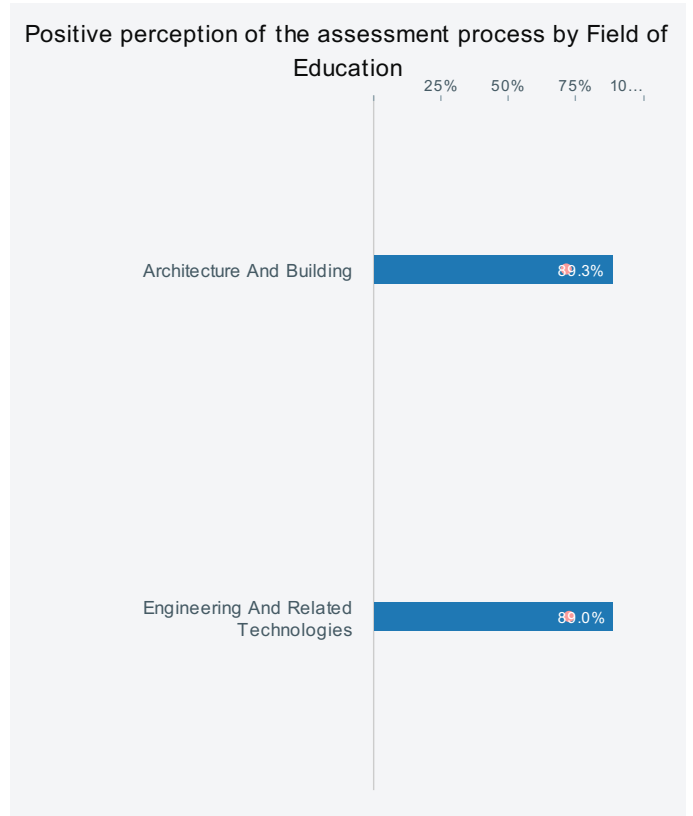
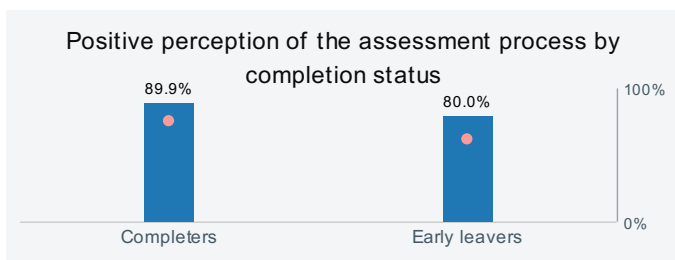
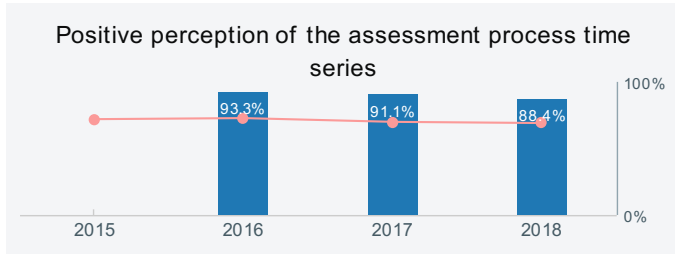
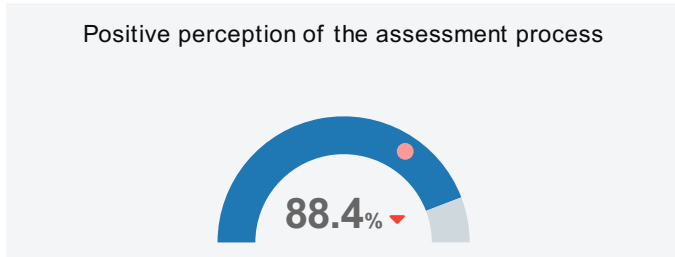
## Proportion of VET students reporting a positive perception of teaching

Trade Training Group Pty Ltd ■ 2018 ● 2018 Victorian average ▲ Higher than previous year ▼ Lower than previous year



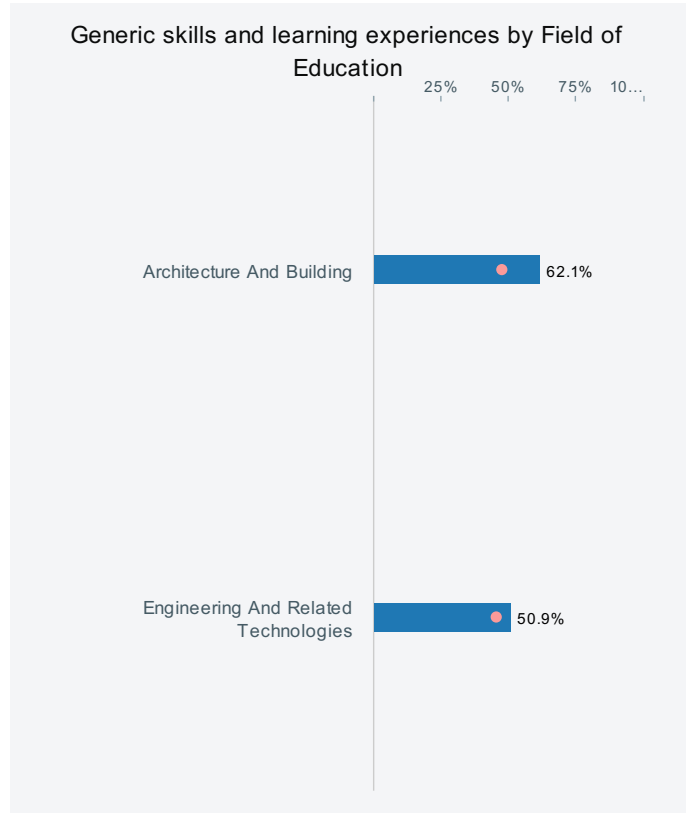
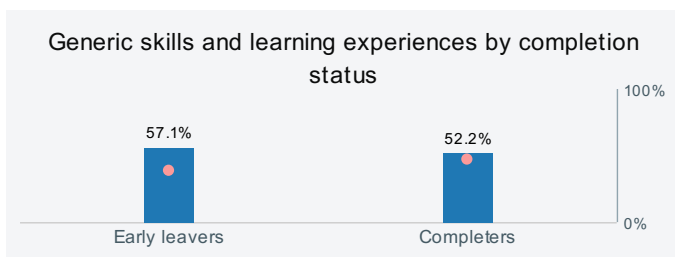
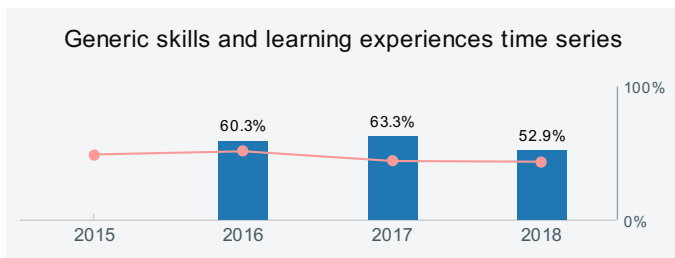
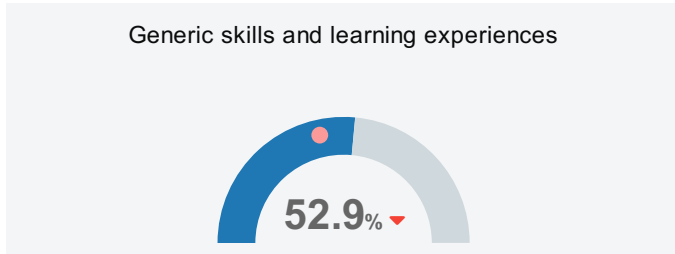
## Proportion of VET students reporting a positive perception of the assessment process

Trade Training Group Pty Ltd ■ 2018 ● 2018 Victorian average ▲ Higher than previous year ▼ Lower than previous year



## Proportion of VET students satisfied with generic skills and learning experiences

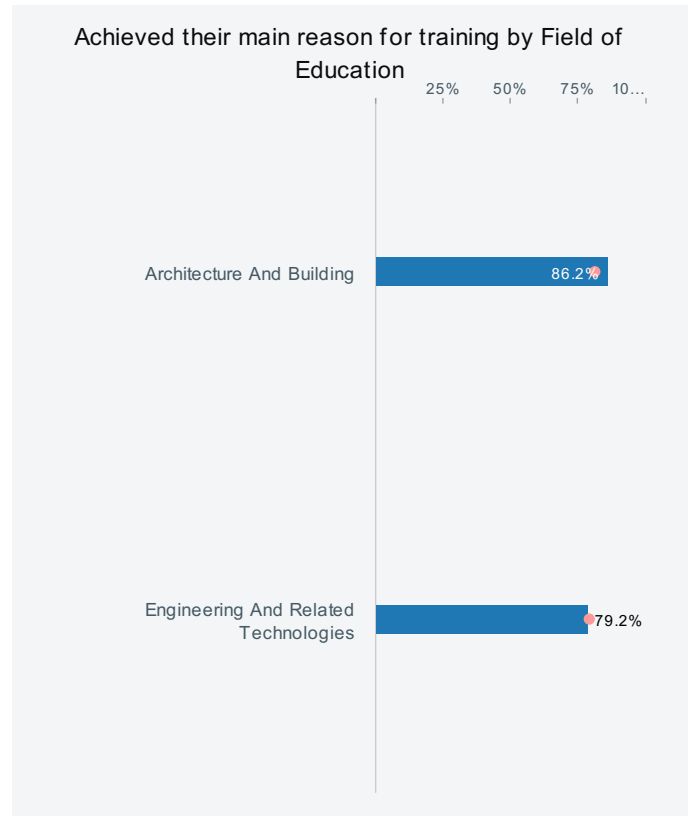
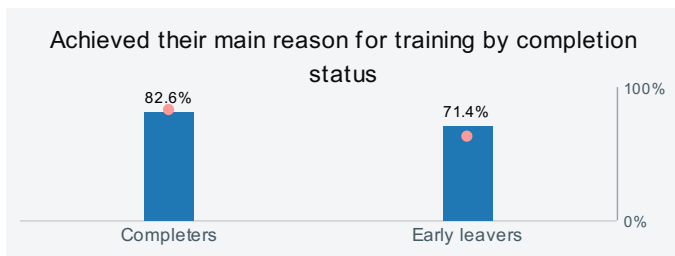
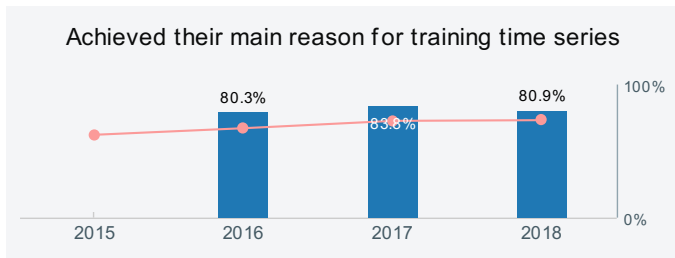
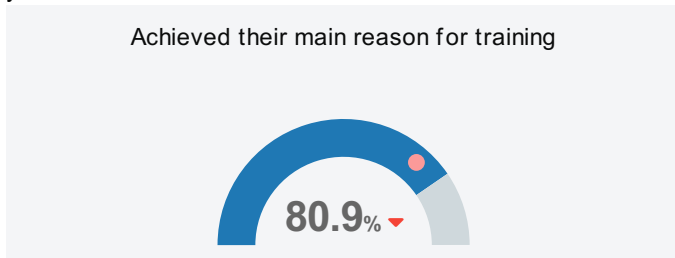
Trade Training Group Pty Ltd ■ 2018 ● 2018 Victorian average ▲ Higher than previous year ▼ Lower than previous year



# Student outcomes

## Proportion of VET students who achieved their main reason for training

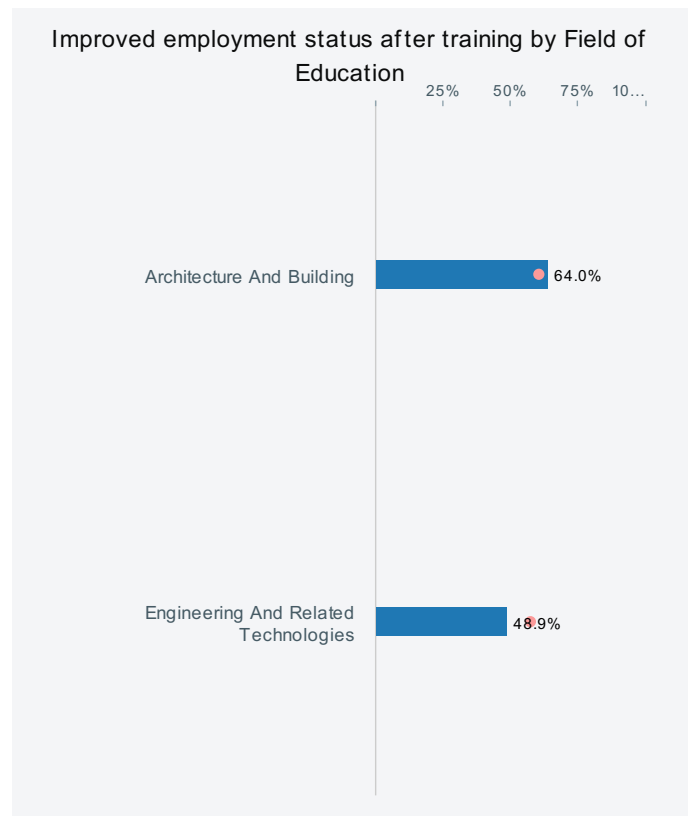
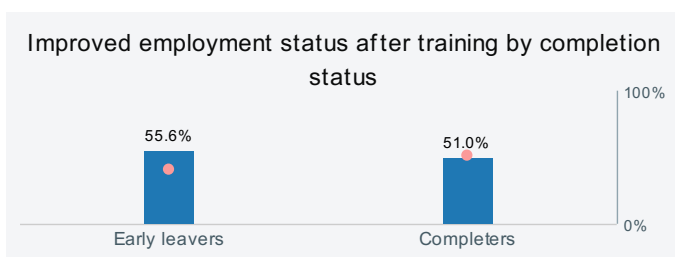
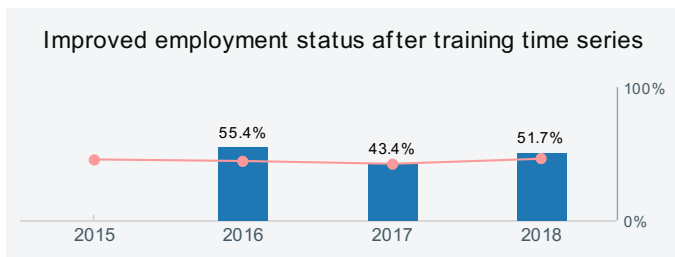
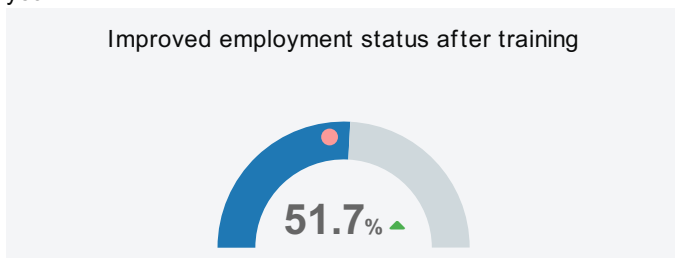
Trade Training Group Pty Ltd ■ 2018 ● 2018 Victorian average ▲ Higher than previous year ▼ Lower than previous year



## Proportion of VET students with an improved employment status after training

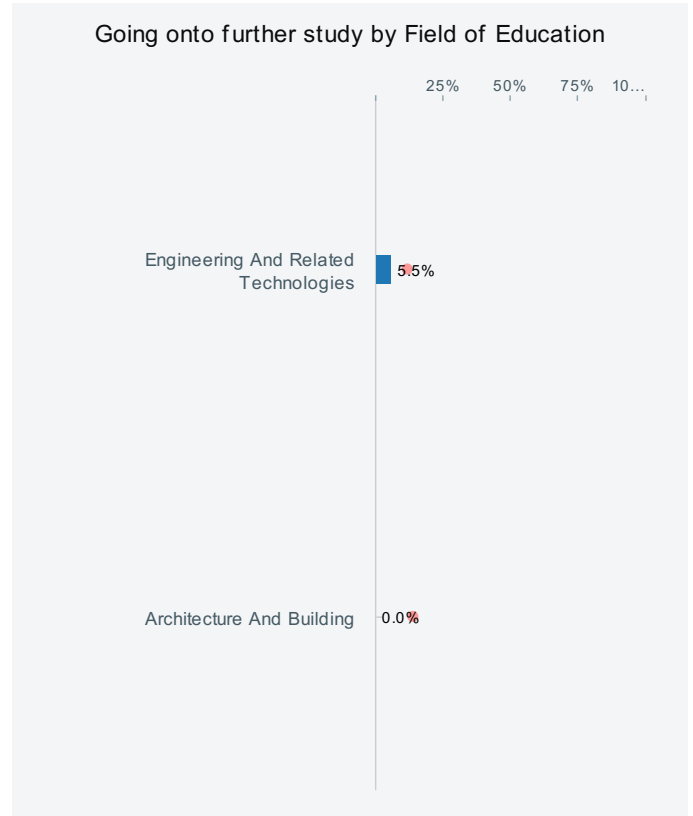
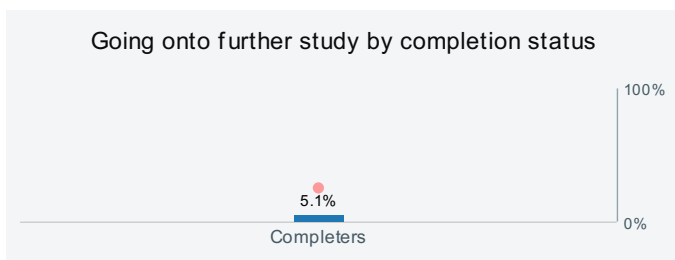
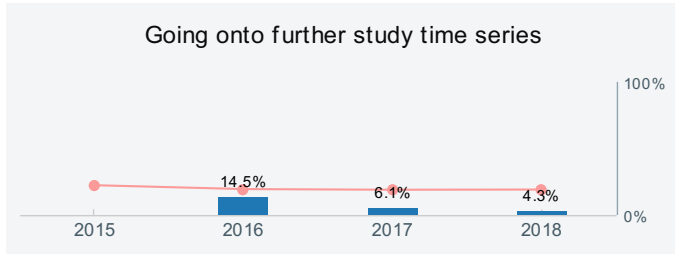
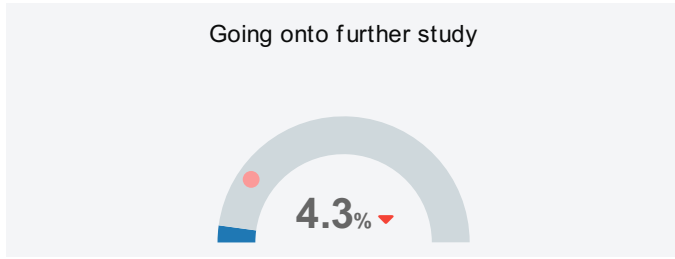
The methodology used to construct this measure was changed in 2018. So, the results are not directly comparable over time.

Trade Training Group Pty Ltd ■ 2018 ● 2018 Victorian average ▲ Higher than previous year ▼ Lower than previous year



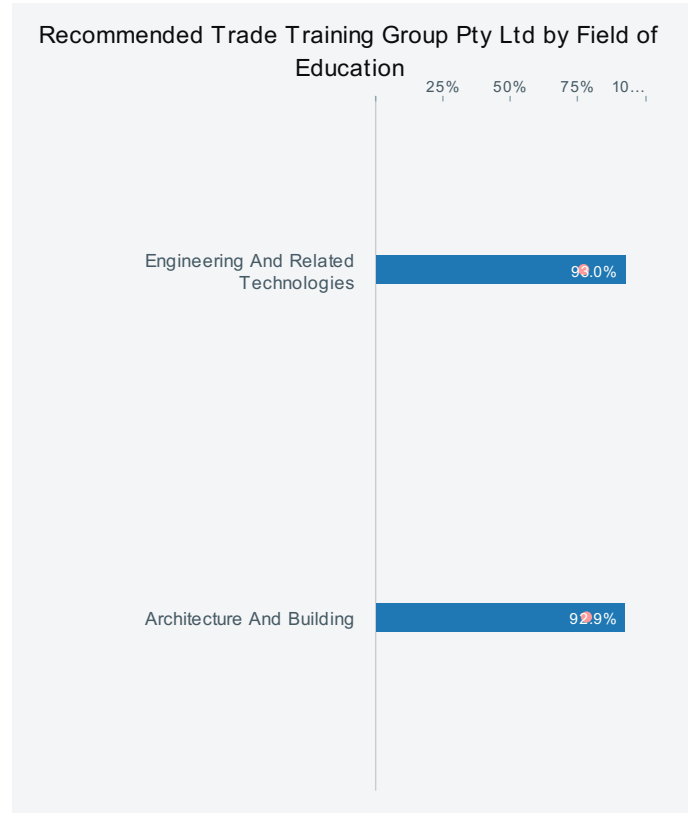
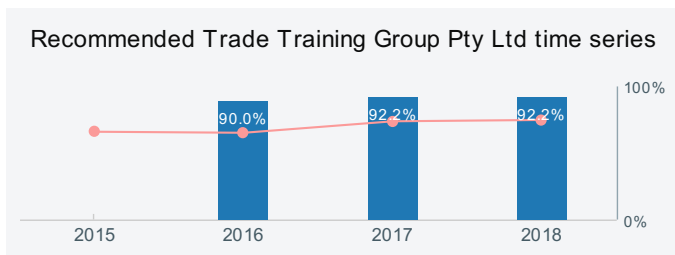
## Proportion of VET students going onto further study at a higher level than their completed training

Trade Training Group Pty Ltd ■ 2018 ● 2018 Victorian average ▲ Higher than previous year ▼ Lower than previous year



## Proportion of VET students who recommended Trade Training Group Pty Ltd

Trade Training Group Pty Ltd ■ 2018 ● 2018 Victorian average ▲ Higher than previous year ▼ Lower than previous year





# Employer feedback

## Proportion of employers of apprentices and trainees who are satisfied with training provided by Trade Training Group Pty Ltd

Trade Training Group Pty Ltd ■ 2018 ● 2018 Victorian average ▲ Higher than previous year ▼ Lower than previous year

Satisfied with training provided by Trade Training Group Pty Ltd  
No information to display - low response rate or not applicable



## Proportion of employers who recommend Trade Training Group Pty Ltd

Trade Training Group Pty Ltd ■ 2018 ● 2018 Victorian average ▲ Higher than previous year ▼ Lower than previous year

Recommend Trade Training Group Pty Ltd  
No information to display - low response rate or not applicable



## Proportion of employers reporting improvement in the generic skills of apprentices and trainees

The methodology used to construct this measure was changed for the 2017 survey. So, the 2016 results are not directly comparable to the results from 2017 onwards.

Trade Training Group Pty Ltd ■ 2018 ● 2018 Victorian average ▲ Higher than previous year ▼ Lower than previous year

Improvement in generic skills  
No information to display - low response rate or not applicable

